



PTS LEAGUE – PRINT GAME SHEET USER GUIDE 2021

1. Go to <http://www.tsisports.ca/tsi/ligues.aspx>
2. Select Ligues



PROFIL PRODUITS TOURNØIS **LIGUES** LOGOS CONTACTS

3. In the Ligues A+Local section select the **LSL LOCAL LEAGUE**

Ligues A + Locale



LSL LOCAL LEAGUE

4. This is the direct link to access the Lachine PTS League:
<http://www.tsisports.ca/soccer/ligue/index.aspx?champ=CYL>

5. On the top click on **Login**

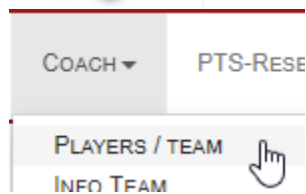


6. Enter the Teams USER (PTS TEAM #) & PASSWORD, then click LOGIN (**do not hit enter**)

Utilisateur ID Mot de passe / FR / EN

If you have logged in successfully you will see your team name at the top of the screen:

DOLLARD F12 COSMOS (SKY BLUE) / FR / EN



7. Select Coach -> Player / Team



PTS LEAGUE – PRINT GAME SHEET USER GUIDE 2021

8. For Each player enter the Jersey #, optionally enter their position they play then click

SAVE

(THIS ONLY HAS TO BE DONE ONCE UNLESS YOU ADD RESERVE PLAYERS)

If you have any players in PINK, you need to contact your club to have their validation or risk assessment completed before they participate in a game.

Team

Players & Team personnel
DOLLARD F12 COSMOS (SKY BLUE) (F U-12 Local)

In this section we have all the members available for the team. You can search / add other members in the section below.
Players registered for the team now (PTS-REG)

MembreID	Players	Type		Position played
0			34	
0			38	
0			25	
0			1	
0			37	
0				

Not validated
Reconnaissance de risk : 2021-06-29 23:37

9. In order to add call-up or coach, scroll down to the bottom of the players/teams, enter the players or coach's passport # and select **search for** if it is the correct player or coach select **"Add Player"** or **"Add Team Personnel"**.

Add players / Team personnel

MembreID

U-10 F A/Regional

Add players / Team personnel

MembreID


S V



PTS LEAGUE – PRINT GAME SHEET USER GUIDE 2021

COACH ▾ PTS-RESER

PLAYERS / TEAM

INFO TEAM 

STAT MATCH

10. Select Coach -> Info Team to add it.

Your team colour should be entered if it is not you will be able



6704271-2021 - DOLLARD F12 COSMOS (SKY BLUE)

Name	Phone	Email

Modify colors for team

Player

Home	Away	Alternate
	 <small>Uniform not defined Uniforme non definie</small>	 <small>Uniform not defined Uniforme non definie</small>
<p>BleuCiel, Noir, Noir Modify</p>	<p>Add</p>	<p>Add</p>

Goalkeeper

Home	Away	Alternate
 <small>Uniform not defined Uniforme non definie</small>	 <small>Uniform not defined Uniforme non definie</small>	 <small>Uniform not defined Uniforme non definie</small>
<p>Add</p>	<p>Add</p>	<p>Add</p>

11. Select Coach -> Print Game Sheets


COACH ▾ PTS-RESER

PLAYERS / TEAM

INFO TEAM

STAT MATCH

PRACTICES

PRINT GAME SHEETS 

FINES



PTS LEAGUE – PRINT GAME SHEET USER GUIDE 2021

Select the games sheet you would like to print, scroll down, check all the players and coaches that will be participating in your game and then click **"Add the selected members to the game sheet"**, then select Verify & Save, then click PRINT.

Team

Select a game for selected team

- M10E0002 Mon 2021-07-05 18:15 LACHINE M10 Sounders 1 (WHITE) vs LASALLE M10 Argentine/Argentina
- M10E0007 Wed 2021-07-07 18:00 LACHINE M10 Sounders 1 (WHITE) vs VERDUN M10 Beurling B
- M10E0016 Fri 2021-07-09 19:15 VERDUN M10 Beurling A vs LACHINE M10 Sounders 1 (WHITE)
- M10E0015 Mon 2021-07-12 19:15 LACHINE M10 Sounders 1 (WHITE) vs LASALLE M10 Australia / Australia

Players & Team personnel
LACHINE M10 Sounders 1 (WHITE) (M U-10 Local)

In this section we have all the members available for the team. You can search / add other members in the section below.

Players registered for the team now (PTS-REG)

<input checked="" type="checkbox"/>	Players	Type		Position played
<input checked="" type="checkbox"/>	A R		<input type="checkbox"/>	<input type="text"/>
<input checked="" type="checkbox"/>	B R		<input type="checkbox"/>	<input type="text"/>
<input checked="" type="checkbox"/>	B R		<input type="checkbox"/>	<input type="text"/>
<input type="checkbox"/>	C N R		<input type="checkbox"/>	<input type="text"/>
<input type="checkbox"/>	C N R		<input type="checkbox"/>	<input type="text"/>
<input checked="" type="checkbox"/>	F R		<input type="checkbox"/>	<input type="text"/>
<input type="checkbox"/>	L N R		<input type="checkbox"/>	<input type="text"/>
<input type="checkbox"/>	M N R		<input type="checkbox"/>	<input type="text"/>
<input checked="" type="checkbox"/>	N R		<input type="checkbox"/>	<input type="text"/>
<input checked="" type="checkbox"/>	S R		<input type="checkbox"/>	<input type="text"/>
<input checked="" type="checkbox"/>	S R		<input type="checkbox"/>	<input type="text"/>
<input checked="" type="checkbox"/>	S R		<input type="checkbox"/>	<input type="text"/>
<input type="checkbox"/>	T N R		<input type="checkbox"/>	<input type="text"/>

Players registered for the team at some time in the past (PTS-Ligue)

No players found

Team staff available for the team

No team personnel found

Click the button below to add the selected members to the game sheet

[Add the selected members on the game sheet](#)

Print

Click the button below to check the selected members and save them. After registration, you can click on the link to print the game sheet

[Verify & SAVE](#)

No coach selected. Do you want to continue?

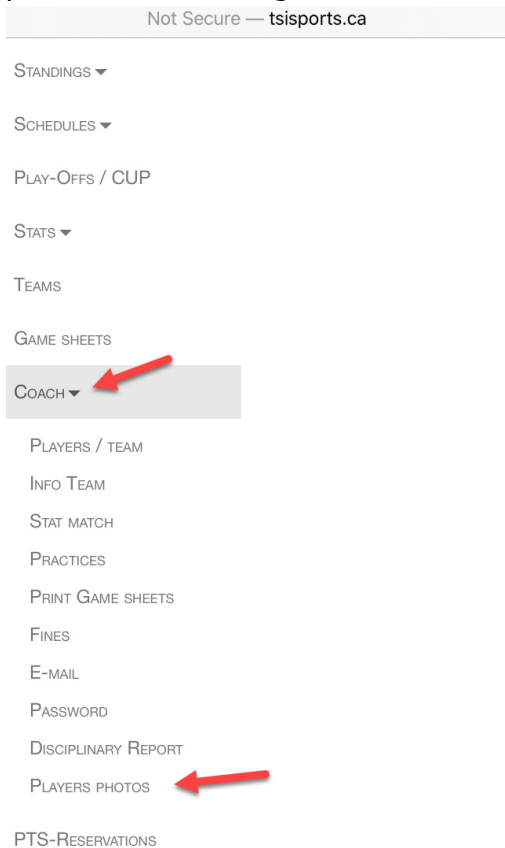
The match sheet was prepared; Please click the link below to print

[Print](#)



PTS LEAGUE – PRINT GAME SHEET USER GUIDE 2021

13. For Digital Passports on your smartphone navigate to PTS LEAGUE and login with the same username and password. Then navigate to **Coach -> Player Photos**



14. It will open all the player photos for your team that you will be able to use for verification.

PLAYERS PHOTOS

